

Licensing Statistical Report

Fiscal Year 2021-22

Licensing Performance Measures

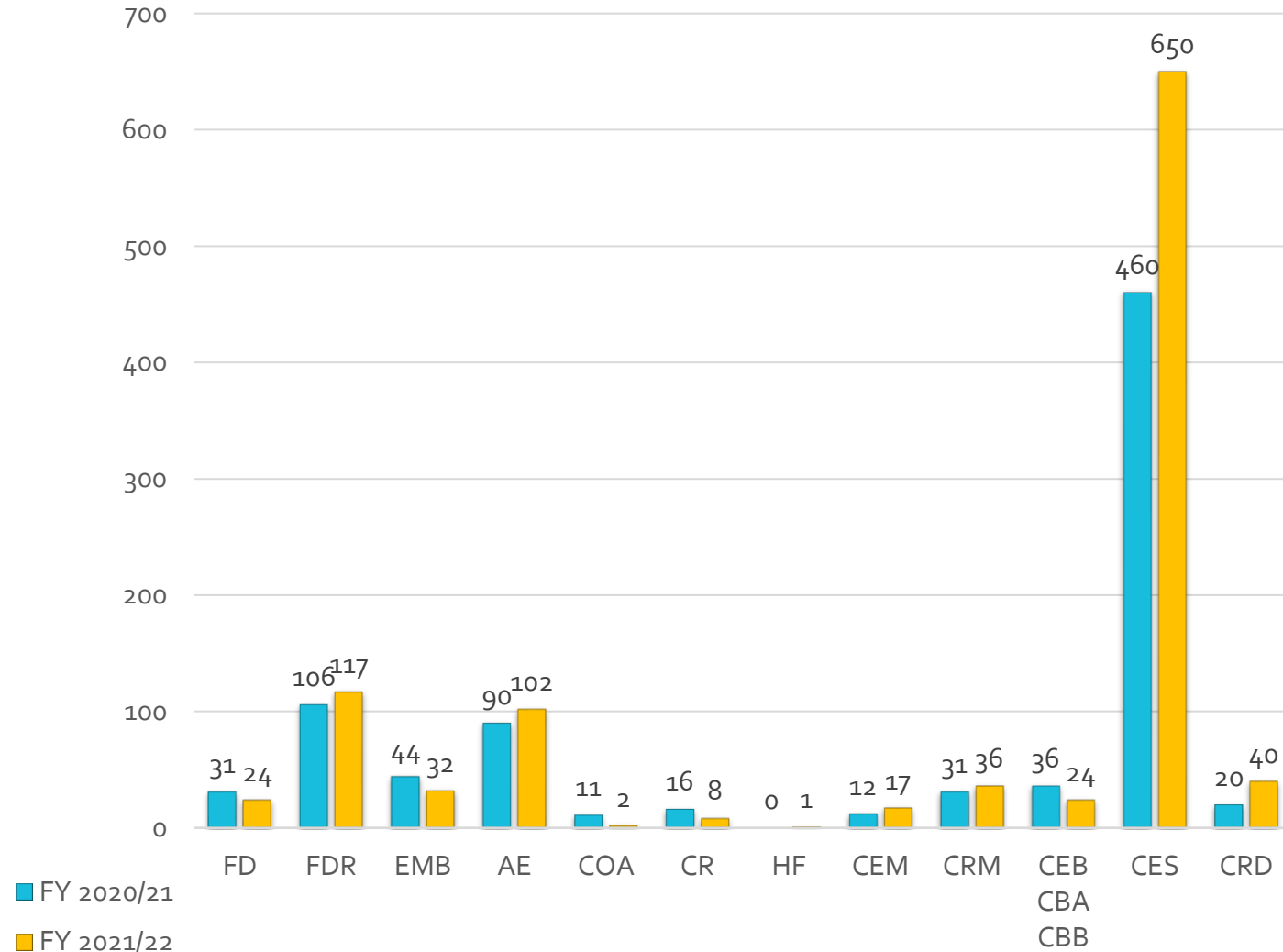
License Type	# of Complete Apps Received	Target Timeframe	Average Timeframe
FD	6	90	62
FDR (Exam)	126	20	13
FDR	99	20	8
EMB (Exam)	44	20	16
EMB	23	30	18
AE	64	20	11
COA	0	90	n/a
CR	1	90	64
HF	0	90	n/a
CEM (Exam)	20	20	9
CEM	11	20	6
CRM (Exam)	40	20	12
CRM	16	20	6
CEB (Exam)	12	20	10
CEB	20	20	1
CES	638	20	14
CRD	35	20	12

Licensing Performance Measures

Cemetery Salesperson Online vs Paper Application

License Type	# of Complete Apps Received	Target Timeframe	Average Timeframe
CES – Online	110	20	10
CES – Paper	528	20	14

Licenses Issued

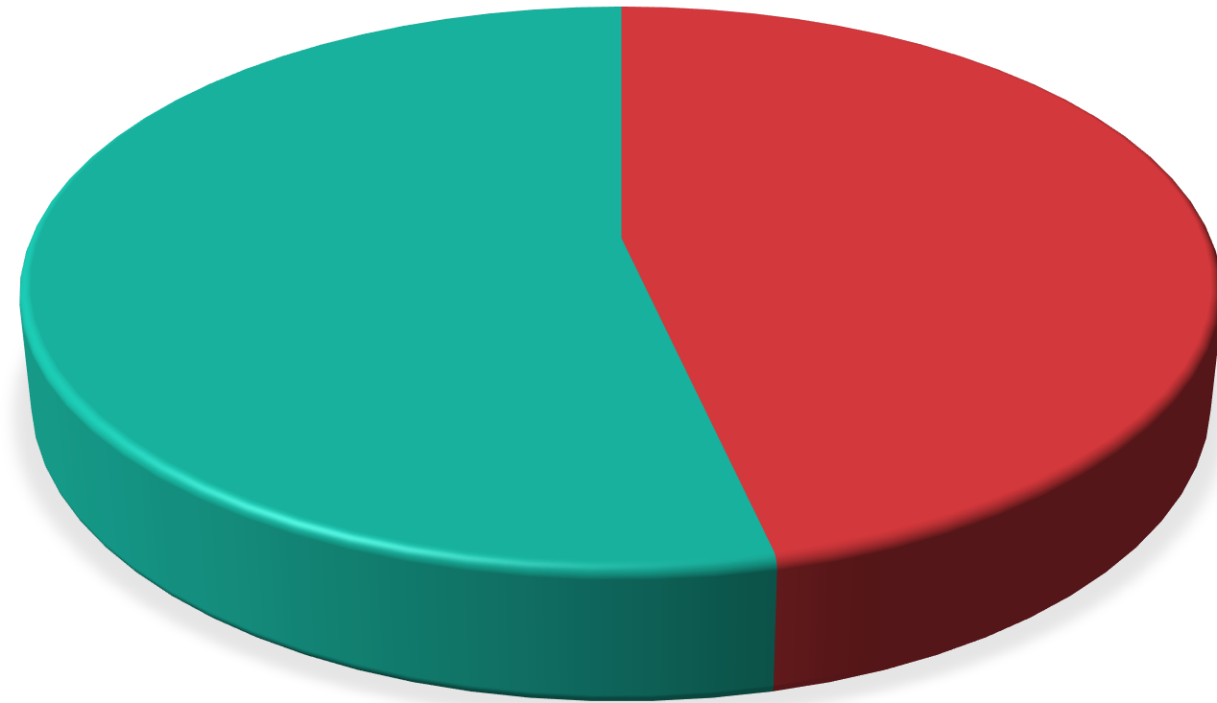


FY 2020/21 New licenses issued = 857

FY 2021/22 New licenses issued = 1,053

ONLINE V. MAIL-IN

Online
46%

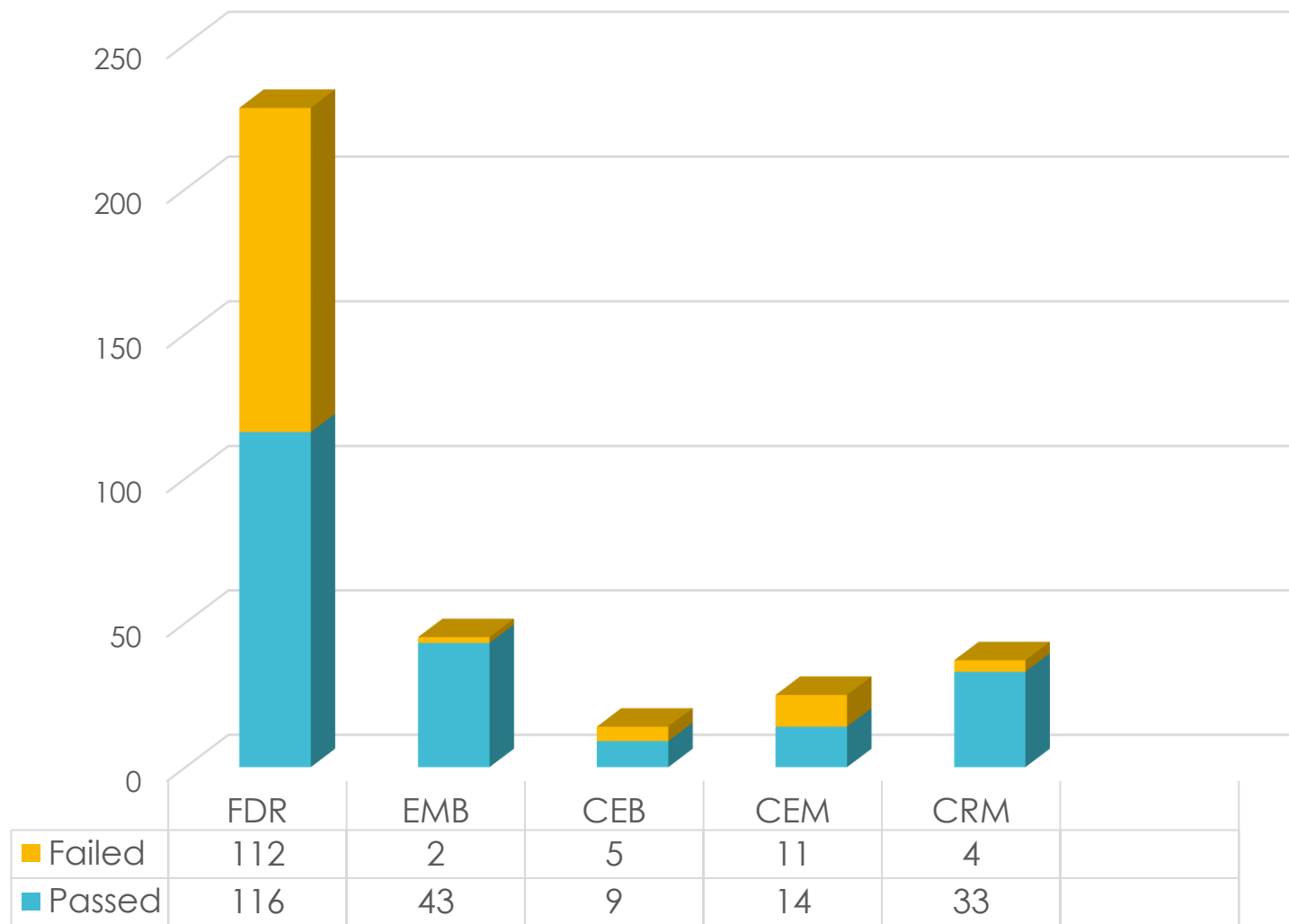


Mail-In
54%

Total licenses renewed = 9,463

License
Renewals

Exam Pass Rates



Application Deficiencies

Most Common Application Deficiencies

- Request for Live Scan Service form with every application
- Official transcripts sent directly to Bureau from educational institution
- Contractual agreement to share preparation and/or storage
- Zoning permit or letter from city/county
- Separate payment for cemetery and funeral fees