

# Licensing Statistical Report

Fiscal Year 2021-22 (as of 3/31/2022)

## Licensing Performance Measures

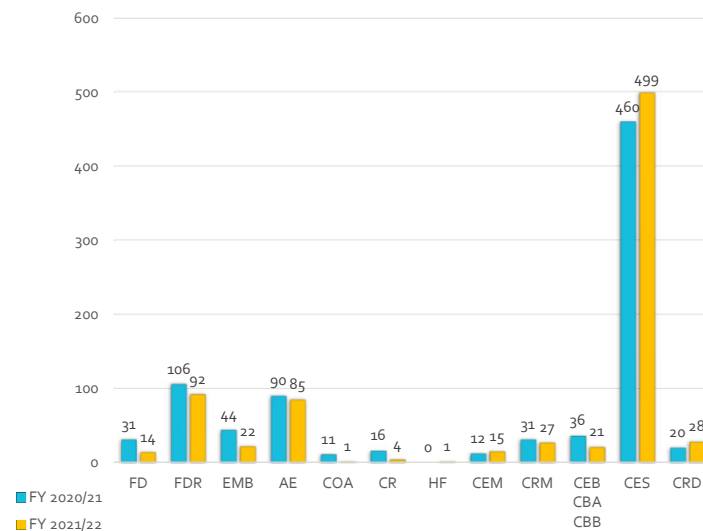
License Type	# of Complete Apps Received	Target Timeframe	Average Timeframe
FD	5	90	64
FDR (Exam)	82	20	12
FDR	74	20	9
EMB (Exam)	27	20	12
EMB	16	30	32
AE	55	20	13
COA	0	90	n/a
CR	0	90	n/a
HF	0	90	n/a
CEM (Exam)	15	20	11
CEM	10	20	9
CRM (Exam)	25	20	12
CRM	11	20	8
CEB (Exam)	9	20	13
CEB	18	20	1
CES	489	20	14
CRD	24	20	11

## Licensing Performance Measures

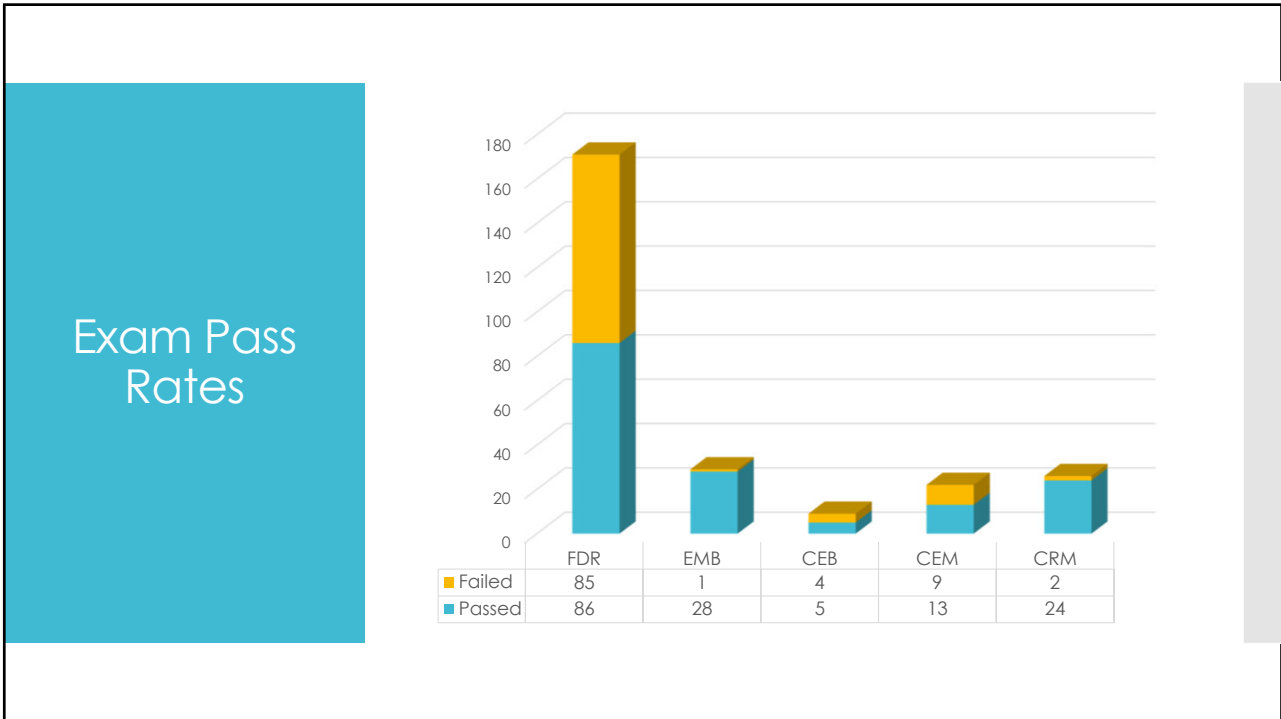
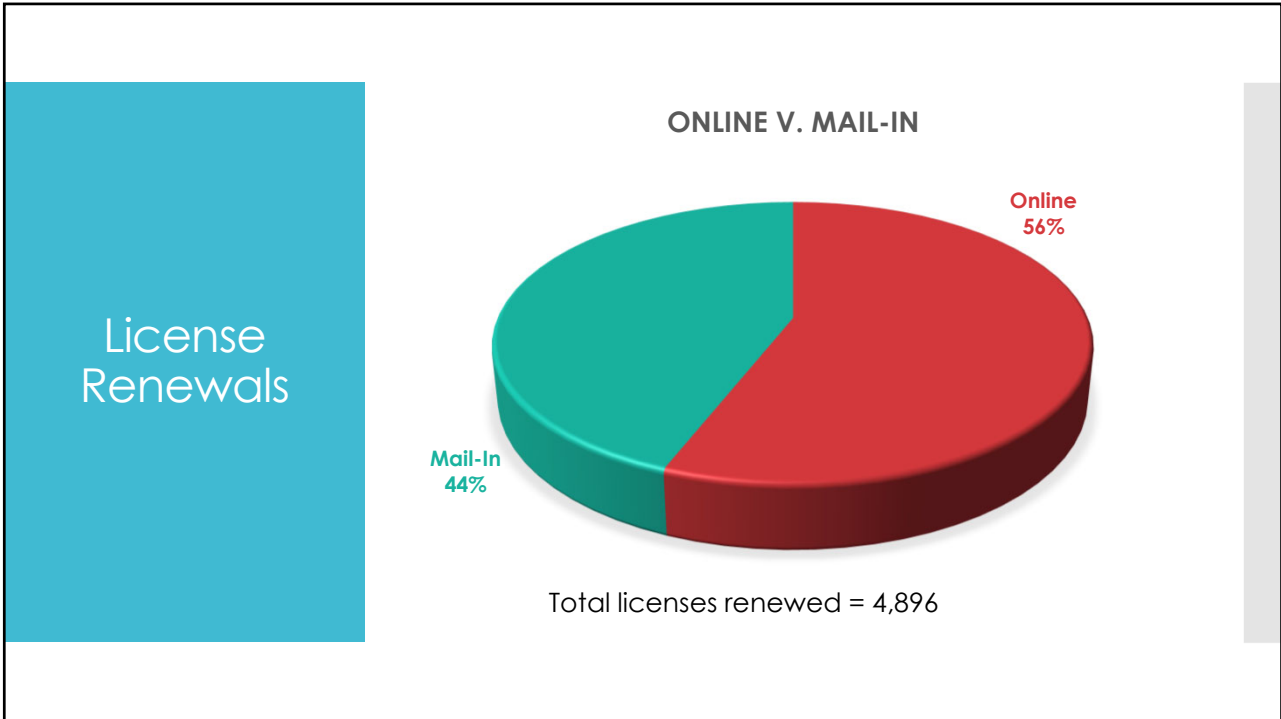
### Cemetery Salesperson Online vs Paper Application

License Type	# of Complete Apps Received	Target Timeframe	Average Timeframe
CES - Online	77	20	9
CES - Paper	412	20	15

## Licenses Issued



FY 2020/21 New licenses issued = 857  
 FY 2021/22 New licenses issued = 809 (as of 3/31/2022)



## Application Deficiencies

### Most Common Application Deficiencies

- Request for Live Scan Service form with every application
- Official transcripts sent directly to Bureau from educational institution
- Contractual agreement to share preparation and/or storage
- Zoning permit or letter from city/county
- Separate payment for cemetery and funeral fees